



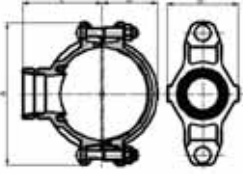
Yivli bağlantı elemanları Ductile iron grooved fittings



3GS

Yivli Mekanik Tee

Light-duty Mechanical Tee Grooved Outlet

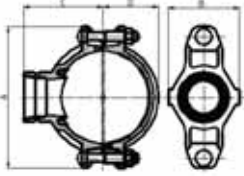


İNKA Kod INKA Code	Nominal Ölçü Nominal Size mm/in	Boru Çapı Pipe O.D mm/in	Çalışma Basıncı Working Pressure PSI/MPa	Delik Diagonalı Hole Dia mm/in +1.6.0/+0.063.0	Boyutlar Dimensions				Cıvata No Bolt Size
					A	B	C	D	
CGF3GS7634	65 x 25 76.1 x 1	76.1 x 33.7 3.000 x 1.315	300 2.07	38 1.50	137 5.39	71 2.80	78 3.07	49.5 1.95	1/2 x 70
CGF3GS7642	65 x 32 76.1 x 1 1/4	76.1 x 42.4 3.000 x 1.660	300 2.07	51 2.00	137 5.39	84.5 3.33	78 3.07	49.5 1.95	1/2 x 70
CGF3GS7648	65 x 40 76.1 x 1 1/2	76.1 x 48.3 3.000 x 1.900	300 2.07	51 2.00	137 5.39	84.5 3.33	78 3.07	49.5 1.95	1/2 x 70
CGF3GS8934	80 x 25 3 x 1	88.9 x 33.7 3.500 x 1.315	300 2.07	38 1.50	150 5.91	71.0 2.80	84 3.31	55.5 2.19	1/2 x 75
CGF3GS8942	80 x 32 3 x 1 1/4	88.9 x 42.4 3.500 x 1.660	300 2.07	51 2.00	150 5.91	84.5 3.33	84 3.31	55.5 2.19	1/2 x 75
CGF3GS8948	80 x 40 3 x 1 1/2	88.9 x 48.3 3.500 x 1.900	300 2.07	51 2.00	150 5.91	84.5 3.33	84 3.31	55.5 2.19	1/2 x 75
CGF3GS8960	80 x 50 3 x 2	88.9 x 60.3 3.500 x 2.375	300 2.07	64 2.50	150 5.91	98 3.86	84 3.31	55.5 2.19	1/2 x 75
CGF3GS11434	100 x 25 4 x 1	114.3 x 33.7 4.500 x 1.315	300 2.07	38 1.50	178 7.07	77.5 3.05	98 3.86	67.5 2.66	1/2 x 75
CGF3GS11448	100 x 40 4 x 1 1/2	114.3 x 48.3 4.500 x 1.900	300 2.07	51 2.00	178 7.07	88 3.46	98 3.86	67.5 2.66	1/2 x 75
CGF3GS11460	100 x 50 4 x 2	114.3 x 60.3 4.500 x 2.375	300 2.07	64 2.50	178 7.07	88 3.46	98 3.86	67.5 2.66	1/2 x 75
CGF3GS11476	100 x 65 4 x 76.1	114.3 x 76.1 4.500 x 3.000	300 2.07	70 2.75	178 7.01	103.5 4.07	98 3.86	67.5 2.66	1/2 x 75
CGF3GS11489	100 x 80 4 x 3	114.3 x 88.9 4.500 x 3.500	300 2.07	89 3.50	178 7.01	103.5 4.07	98 3.86	67.5 2.66	1/2 x 75
CGF3GS14060	125 x 50 139.7 x 2	139.7 x 60.3 5.500 x 2.375	300 2.07	64 2.50	210 8.27	110 4.33	113 4.45	82 3.23	5/8 x 85
CGF3GS14076	125 x 65 139.7 x 76.1	139.7 x 76.1 5.500 x 3.000	300 2.07	70 2.75	210 8.27	110 4.33	113 4.45	82 3.23	5/8 x 85
CGF3GS14089	125 x 80 139.7 x 3	139.7 x 88.9 5.500 x 3.500	300 2.07	89 3.50	210 8.27	130 5.12	113 4.45	82 3.23	5/8 x 85
CGF3GS140114	125 x 100 139.7 x 4	139.7 x 114.3 5.500 x 4.500	300 2.07	114 4.50	210 8.27	153 6.02	115 4.52	82 3.23	5/8 x 85
CGF3GS16560	150 x 50 165.1 x 2	165.1 x 60.3 6.500 x 2.375	300 2.07	64 2.50	235 9.25	110 4.33	124.5 4.90	94.5 3.72	5/8 x 105
CGF3GS16576	150 x 65 165.1 x 76.1	165.1 x 76.1 6.500 x 3.000	300 2.07	70 2.75	235 9.25	110 4.33	124.5 4.90	94.5 3.72	5/8 x 105
CGF3GS16589	150 x 80 165.1 x 3	165.1 x 88.9 6.500 x 3.500	300 2.07	89 3.50	235 9.25	130 5.12	124.5 4.90	94.5 3.72	5/8 x 105
CGF3GS165114	150 x 100 165.1 x 4	165.1 x 114.3 6.500 x 4.500	300 2.07	114 4.50	235 9.25	155 6.10	126 4.96	94.5 3.72	5/8 x 105
CGF3GS21960	200 x 50 8 x 2	219.1 x 60.3 8.625 x 2.375	300 2.07	64 2.50	300 11.81	115 4.53	155 6.10	123 4.84	5/8 x 105
CGF3GS21976	200 x 65 8 x 76.1	219.1 x 76.1 8.625 x 3.000	300 2.07	70 2.75	300 11.81	115 4.53	155 6.10	123 4.84	5/8 x 105
CGF3GS21989	200 x 80 8 x 3	219.1 x 88.9 8.625 x 3.500	300 2.07	89 3.50	300 11.81	133.5 5.25	155 6.10	123 4.84	5/8 x 105
CGF3GS219114	200 x 100 8 x 4	219.1 x 114.3 8.625 x 4.500	300 2.07	114 4.50	300 11.81	159.5 6.29	160 6.30	123 4.84	5/8 x 105

3JS

Dişli Mekanik Tee

Light-duty Mechanical Tee Threaded Outlet

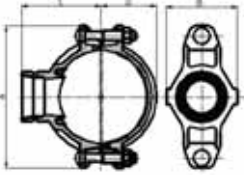


İNKA Kod İNKA Code	Nominal Ölçü Nominal Size mm/in	Boru Çapı Pipe O.D mm/in	Çalışma Basıncı Working Pressure PSI/MPa	Çalışma Basıncı Hole Dia mm/in +1.6.0/+0.063.0	Boyutlar Dimensions mm/in				Cıvata No Bolt Size
					A	B	C	D	
CTF3JS7621	65× 15 76.1× ½	76.1× 21.3 3.000× 0.825	300 2.07	38 1.50	137 5.39	71 2.80	75 3.05	49.5 1.95	1/2× 70
CTF3JS7627	65× 20 76.1× ¾	76.1× 26.9 3.000× 1.050	300 2.07	38 1.50	137 5.39	71 2.80	75 3.05	49.5 1.95	1/2× 70
CTF3JS7634	65× 25 76.1× 1	76.1× 33.7 3.000× 1.315	300 2.07	38 1.50	137 5.39	71 2.80	75 3.05	49.5 1.95	1/2× 70
CTF3JS7642	65× 32 76.1× 1¼	76.1× 42.4 3.000× 1.660	300 2.07	51 2.00	137 5.39	84.5 3.33	75 3.05	49.5 1.95	1/2× 70
CTF3JS7648	65× 40 76.1× 1½	76.1× 48.3 3.000× 1.900	300 2.07	51 2.00	137 5.39	84.5 3.33	75 3.05	49.5 1.95	1/2× 70
CTF3JS8921	80× 15 3× ½	88.9× 21.3 3.500× 0.825	300 2.07	38 1.50	150 5.91	71.0 2.80	68 2.68	55.5 2.19	1/2× 75
CTF3JS8927	80× 20 3× ¾	88.9× 26.9 3.500× 1.050	300 2.07	38 1.50	150 5.91	71.0 2.80	68 2.68	55.5 2.19	1/2× 75
CTF3JS8934	80× 25 3× 1	88.9× 33.7 3.500× 1.315	300 2.07	38 1.50	150 5.91	71.0 2.80	68 2.68	55.5 2.19	1/2× 75
CTF3JS8942	80× 32 3× 1¼	88.9× 42.4 3.500× 1.660	300 2.07	51 2.00	150 5.91	84.5 3.33	74 2.91	55.5 2.19	1/2× 75
CTF3JS8948	80× 40 3× 1½	88.9× 48.3 3.500× 1.900	300 2.07	51 2.00	150 5.91	84.5 3.33	74 2.91	55.5 2.19	1/2× 75
CTF3JS8960	80× 50 3× 2	88.9× 60.3 3.500× 2.375	300 2.07	64 2.50	150 5.91	98 3.86	77 3.03	55.5 2.19	1/2× 75
CTF3JS11421	100× 15 4× ½	114.3× 21.3 4.500× 0.825	300 2.07	38 1.50	178 7.01	77.5 3.05	82 3.23	67.5 2.66	1/2× 75
CTF3JS11427	100× 20 4× ¾	114.3× 26.9 4.500× 1.050	300 2.07	38 1.50	178 7.01	77.5 3.05	82 3.23	67.5 2.66	1/2× 75
CTF3JS11434	100× 25 4× 1	114.3× 33.7 4.500× 1.315	300 2.07	38 1.50	178 7.01	77.5 3.05	82 3.23	67.5 2.66	1/2× 75
CTF3JS11442	100× 32 4× 1¼	114.3× 42.4 4.500× 1.660	300 2.07	51 2.00	178 7.01	88 3.46	89.5 3.53	67.5 2.66	1/2× 75
CTF3JS11448	100× 40 4× 1½	114.3× 48.3 4.500× 1.900	300 2.07	51 2.00	178 7.01	88 3.46	89.5 3.53	67.5 2.66	1/2× 75
CTF3JS11460	100× 50 4× 2	114.3× 60.3 4.500× 2.375	300 2.07	64 2.50	178 7.01	103.5 4.07	92 3.62	67.5 2.66	1/2× 75
CTF3JS11476	100× 65 4× 76.1	114.3× 76.1 4.500× 3.000	300 2.07	70 2.75	178 7.01	103.5 4.07	98 3.86	67.5 2.66	1/2× 75
CTF3JS11489	100× 80 4× 3	114.3× 88.9 4.500× 3.500	300 2.07	89 3.50	178 7.01	124 4.88	100 3.94	67.5 2.66	1/2× 75
CTF3JS14034	125× 25 139.7× 1	139.7× 33.7 5.500× 1.315	300 2.07	38 1.50	210 8.27	77 3.03	100 3.94	82 3.23	5/8× 85
CTF3JS14042	125× 32 139.7× 1¼	139.7× 42.4 5.500× 1.660	300 2.07	51 2.00	210 8.27	91 3.58	105 4.13	82 3.23	5/8× 85
CTF3JS14048	125× 40 139.7× 1½	139.7× 48.3 5.500× 1.900	300 2.07	51 2.00	210 8.27	91 3.58	105 4.13	82 3.23	5/8× 85
CTF3JS14060	125× 50 139.7× 2	139.7× 60.3 5.500× 2.375	300 2.07	64 2.50	210 8.27	110 4.33	108 4.25	82 3.23	5/8× 85
CTF3JS14076	125× 65 139.7× 76.1	139.7× 76.1 5.500× 3.000	300 2.07	70 2.75	210 8.27	110 4.33	115 4.53	82 3.23	5/8× 85
CTF3JS14089	125× 80 139.7× 3	139.7× 88.9 5.500× 3.500	300 2.07	89 3.50	210 8.27	130 5.12	115 4.53	82 3.23	5/8× 85
CTF3JS140114	125× 100 139.7× 4	139.7× 114.3 5.500× 4.500	300 2.07	114 4.50	210 8.27	153 6.02	118 4.65	82 3.23	5/8× 85
CTF3JS16521	150× 15 165.1× ½	165.1× 21.3 6.500× 0.825	300 2.07	38 1.50	235 9.25	77 3.03	115 4.53	94.5 3.72	5/8× 105
CTF3JS16527	125× 20 165.1× ¾	165.1× 26.9 6.500× 1.050	300 2.07	38 1.50	235 9.25	77 3.03	115 4.53	94.5 3.72	5/8× 105
CTF3JS16534	150× 25 165.1× 1	165.1× 33.7 6.500× 1.315	300 2.07	38 1.50	235 9.25	77 3.03	115 4.53	94.5 3.72	5/8× 105
CTF3JS16542	150× 32 165.1× 1¼	165.1× 42.4 6.500× 1.660	300 2.07	51 2.00	235 9.25	92.5 3.64	115 4.53	94.5 3.72	5/8× 105
CTF3JS16548	150× 40 165.1× 1½	165.1× 48.3 6.500× 1.900	300 2.07	51 2.00	235 9.25	92.5 3.64	115 4.53	94.5 3.72	5/8× 105
CTF3JS16560	150× 50 165.1× 2	165.1× 60.3 6.500× 2.375	300 2.07	64 2.50	235 9.25	110 4.33	120 4.72	94.5 3.72	5/8× 105

3JS

Dişli Mekanik Tee

Light-duty Mechanical Tee
Threaded Outlet

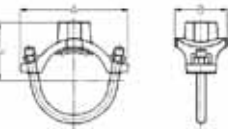
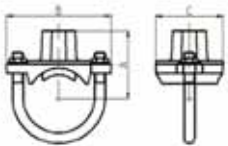


İNKA Kod INKA Code	Nominal Ölçü Nominal Size mm/in	Boru Çapı Pipe O.D mm/in	Çalışma Basıncı Working Pressure PSI/MPa	Çalışma Basıncı Hole Dia mm/in +1.6.0/+0.063.0	Boyutlar Dimensions mm/in				Cıvata No Bolt Size
					A	B	C	D	
CTF3JS16576	150x 65 165.1x 76.1	165.1x 76.1 6.500x 3.000	300 2.07	70 2.75	235 9.25	110 4.33	125 4.92	94.5 3.72	5/8x 105
CTF3JS16589	150x 80 165.1x 3	165.1x 88.9 6.500x 3.500	300 2.07	89 3.50	235 9.25	130 5.12	125 4.92	94.5 3.72	5/8x 105
CTF3JS165114	150x 100 165.1x 4	165.1x 114.3 6.500x 4.500	300 2.07	114 4.50	240 9.45	155 6.10	130 5.12	94.5 3.72	5/8x 105
CTF3JS21934	200x 25 8x 1	219.0x 33.7 8.625x 1.315	300 2.07	38 1.50	300 11.81	78 3.07	140 5.51	123 4.84	5/8x 105
CTF3JS21942	200x 32 8x 1 1/4	219.1x 42.4 8.625x 1.660	300 2.07	51 2.00	300 11.81	93 3.66	140 5.51	123 4.84	5/8x 105
CTF3JS21948	200x 40 8x 1 1/2	219.1x 48.3 8.625x 1.900	300 2.07	51 2.00	300 11.81	93 3.66	143 5.63	123 4.84	5/8x 105
CTF3JS21960	200x 50 8x 2	219.1x 60.3 8.625x 2.375	300 2.07	64 2.50	300 11.81	115 4.53	149 5.87	123 4.84	5/8x 105
CTF3JS21976	200x 65 8x 76.1	219.1x 76.1 8.625x 3.000	300 2.07	70 2.75	300 11.81	115 4.53	155 6.10	123 4.84	5/8x 105
CTF3JS21989	200x 80 8x 3	219.1x 88.9 8.625x 3.500	300 2.07	89 3.50	300 11.81	133.5 5.25	155 6.10	123 4.84	5/8x 105
CTF3JS219114	200x 100 8x 4	219.1x 114.3 8.625x 4.500	300 2.07	114 4.50	300 11.81	159.5 6.29	160 6.30	123 4.84	5/8x 105

3L

U-Bolt
Mekanik Tee

U-Bolt
Mechanical Tee



İNKA Kod INKA Code	Nominal Ölçü Nominal Size mm/in	Boru Çapı Pipe O.D mm/in	Çalışma Basıncı Working Pressure PSI/MPa	Boyutlar Dimensions			U Cıvata No U Bolt Size in
				A	B	C	
CBF3L4221	32 x 15 1 1/2 x 1/2	30 1.18	300 2.07	54.4 2.14	88.9 3.50	57.2 2.25	3/8 x 73
CBF3L4227	32 x 20 1 1/2 x 3/4	30 1.18	300 2.07	54.4 2.14	88.9 3.50	57.2 2.25	3/8 x 73
CBF3L4234	32 x 25 1 1/2 x 1	30 1.18	300 2.07	57.7 2.27	88.9 3.50	57.2 2.25	3/8 x 73
CBF3L4821	40 x 15 1 1/2 x 1/2	30 1.18	300 2.07	57.4 2.26	88.9 3.50	57.2 2.25	3/8 x 73
CBF3L4827	40 x 20 1 1/2 x 3/4	30 1.18	300 2.07	57.4 2.26	88.9 3.50	57.2 2.25	3/8 x 73
CBF3L4834	40 x 25 1 1/2 x 1	30 1.18	300 2.07	60.8 2.39	88.9 3.50	57.2 2.25	3/8 x 73
CBF3L6021	50 x 15 2 x 1/2	30 1.18	300 2.07	63.3 2.49	95.3 3.75	57.2 2.25	3/8 x 90
CBF3L6027	50 x 20 2 x 3/4	30 1.18	300 2.07	63.3 2.49	95.3 3.75	57.2 2.25	3/8 x 90
CBF3L6034	50 x 25 2 x 1	30 1.18	300 2.07	66.6 2.62	95.3 3.75	57.2 2.25	3/8 x 90
CBF3L7621	65 x 15 2 1/2 x 1/2	30 1.18	300 2.07	69.9 2.75	108.0 4.25	57.2 2.250	3/8 x 105
CBF3L7627	65 x 20 2 1/2 x 3/4	30 1.18	300 2.07	69.9 2.75	108.0 4.25	57.2 2.250	3/8 x 105
CBF3L7634	65 x 25 2 1/2 x 1	30 1.18	300 2.07	73.2 2.88	108.0 4.25	57.2 2.25	3/8 x 105